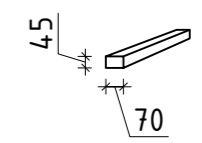
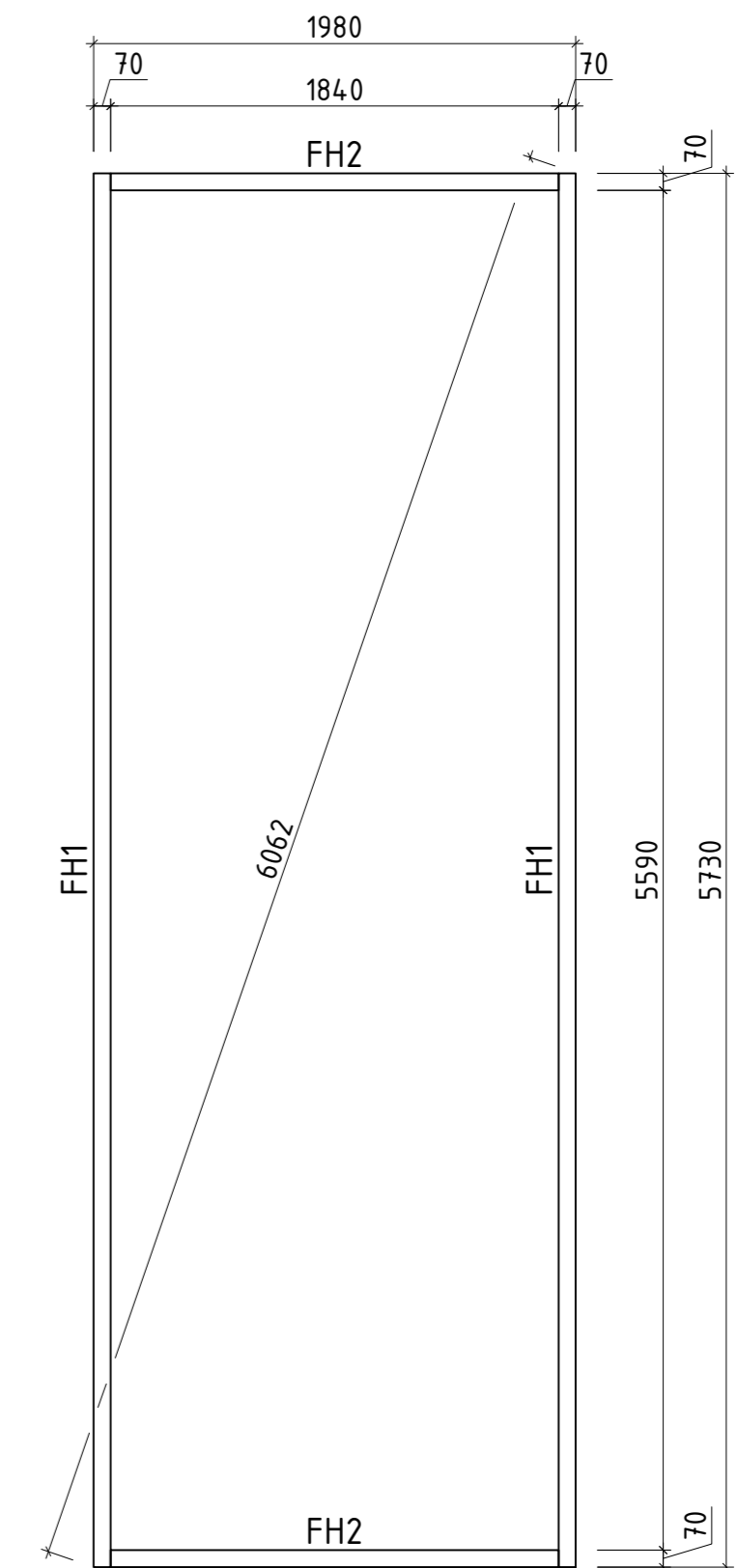
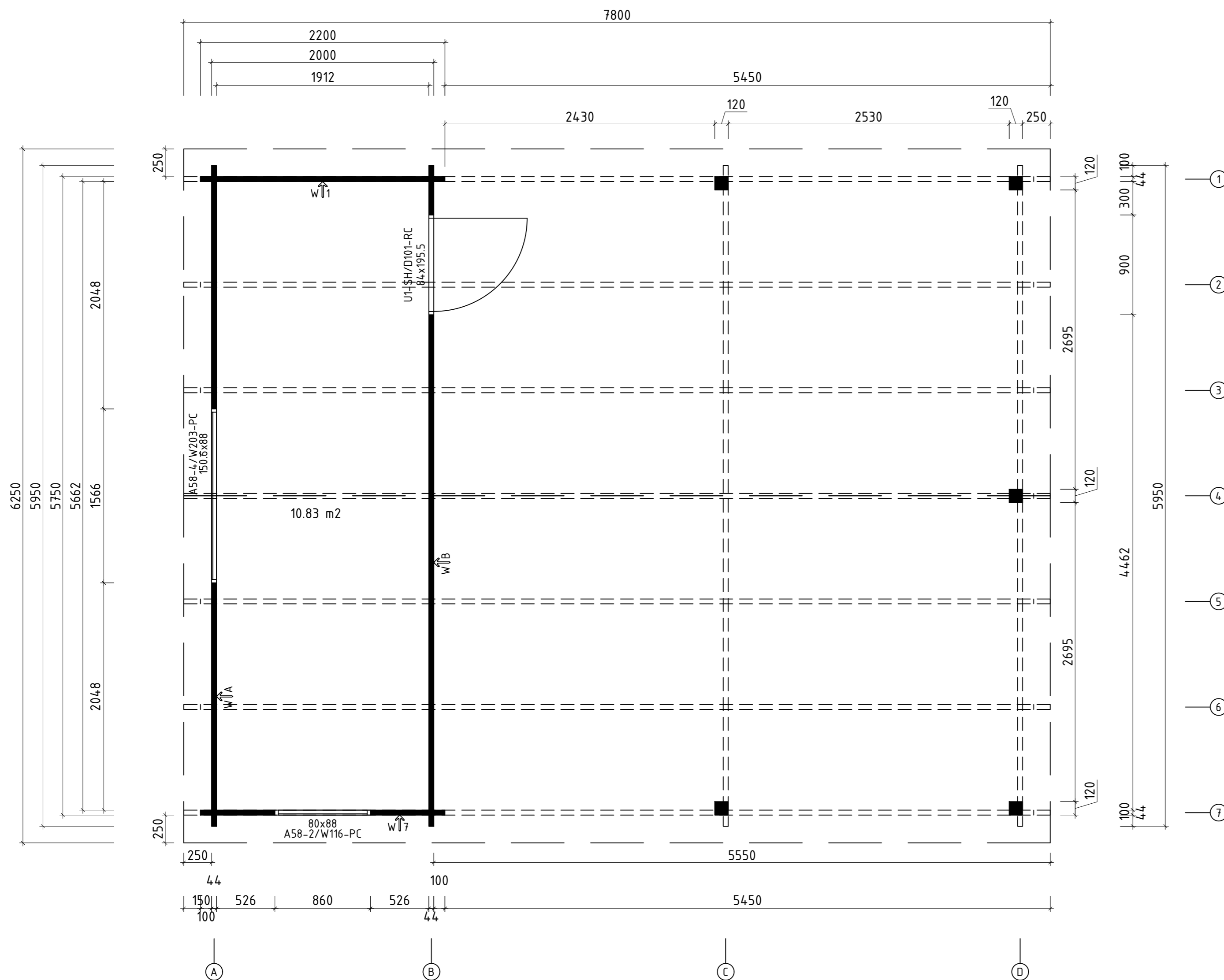


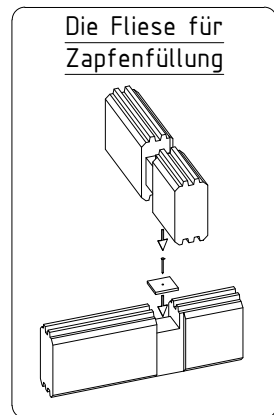
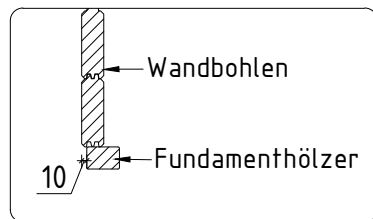
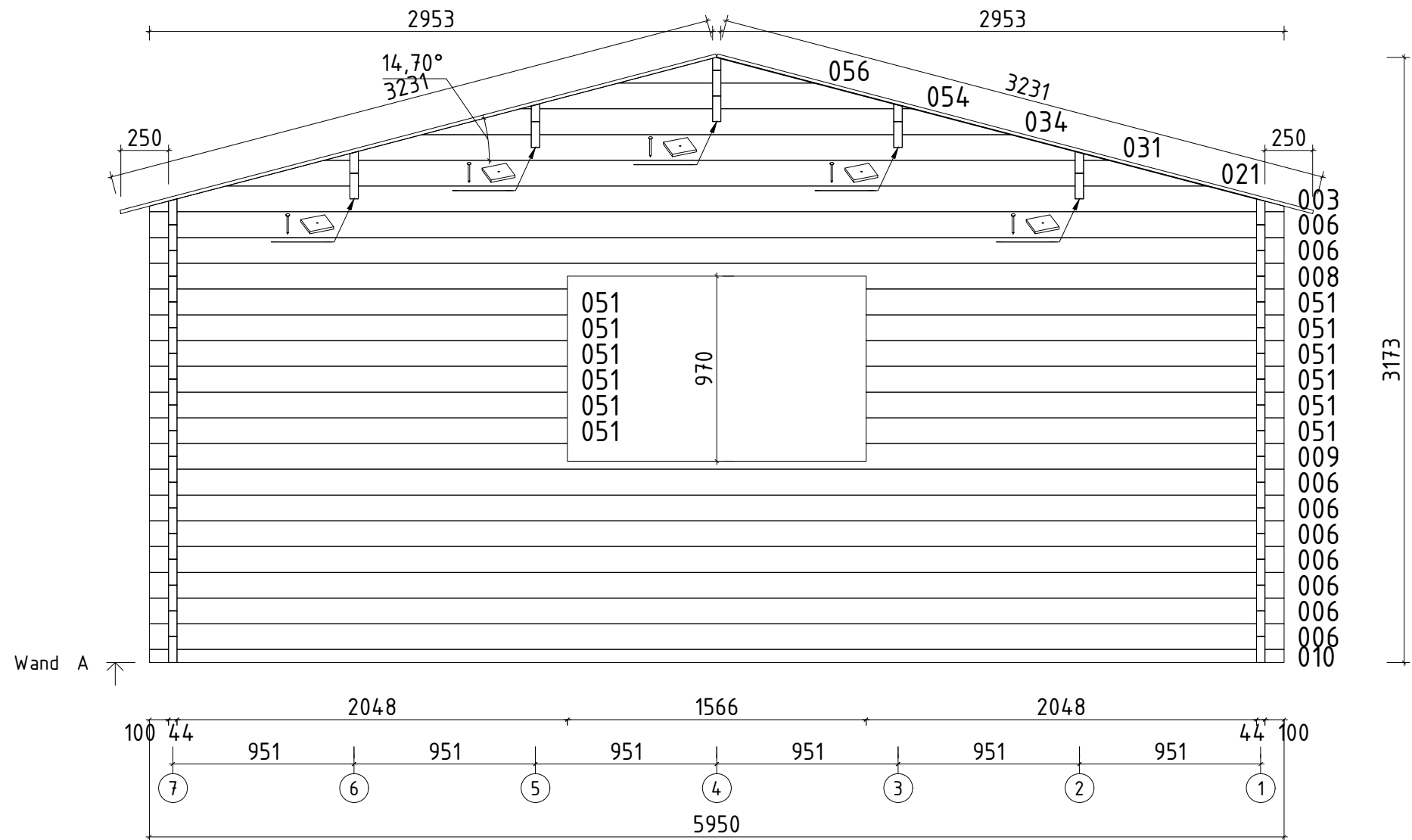
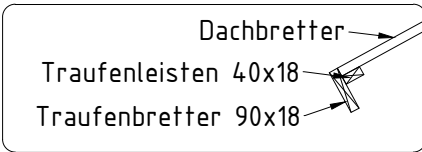
Name	Holzgarage Modell Riva/44		
Name	Holzgarage Modell Kenno/44		
Zeichnung	3D		Maßstab 1:30
Bohlenmaß	595x220+VD	Profil 4.4x13.5	Druck auf A2 Datum 31.03.2021



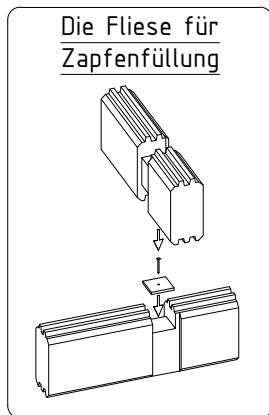
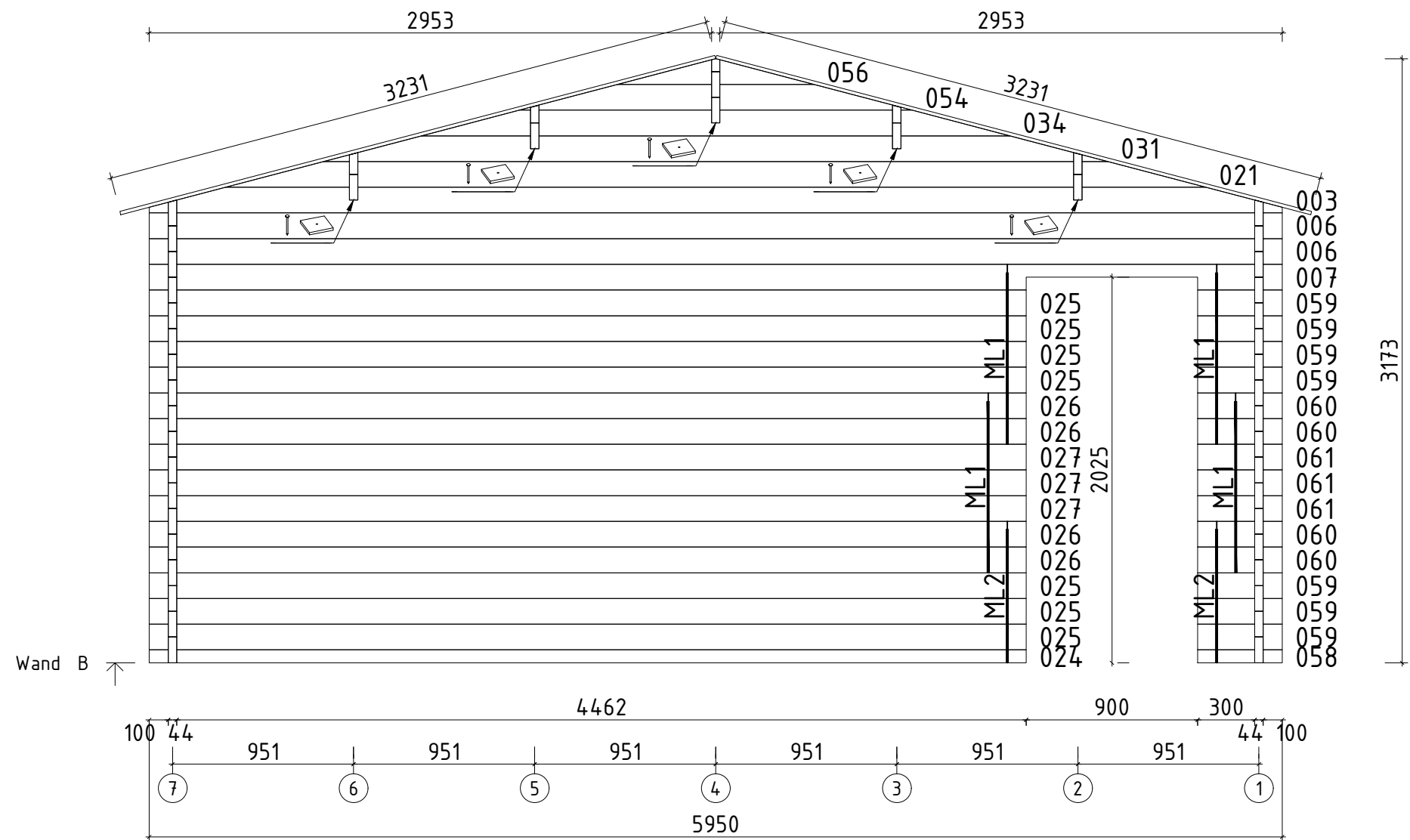
Q4 – Qualitätsklasse für Fenster und Türen

*Fenster und Türen sind mit Sprossen

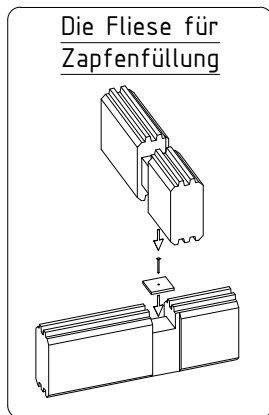
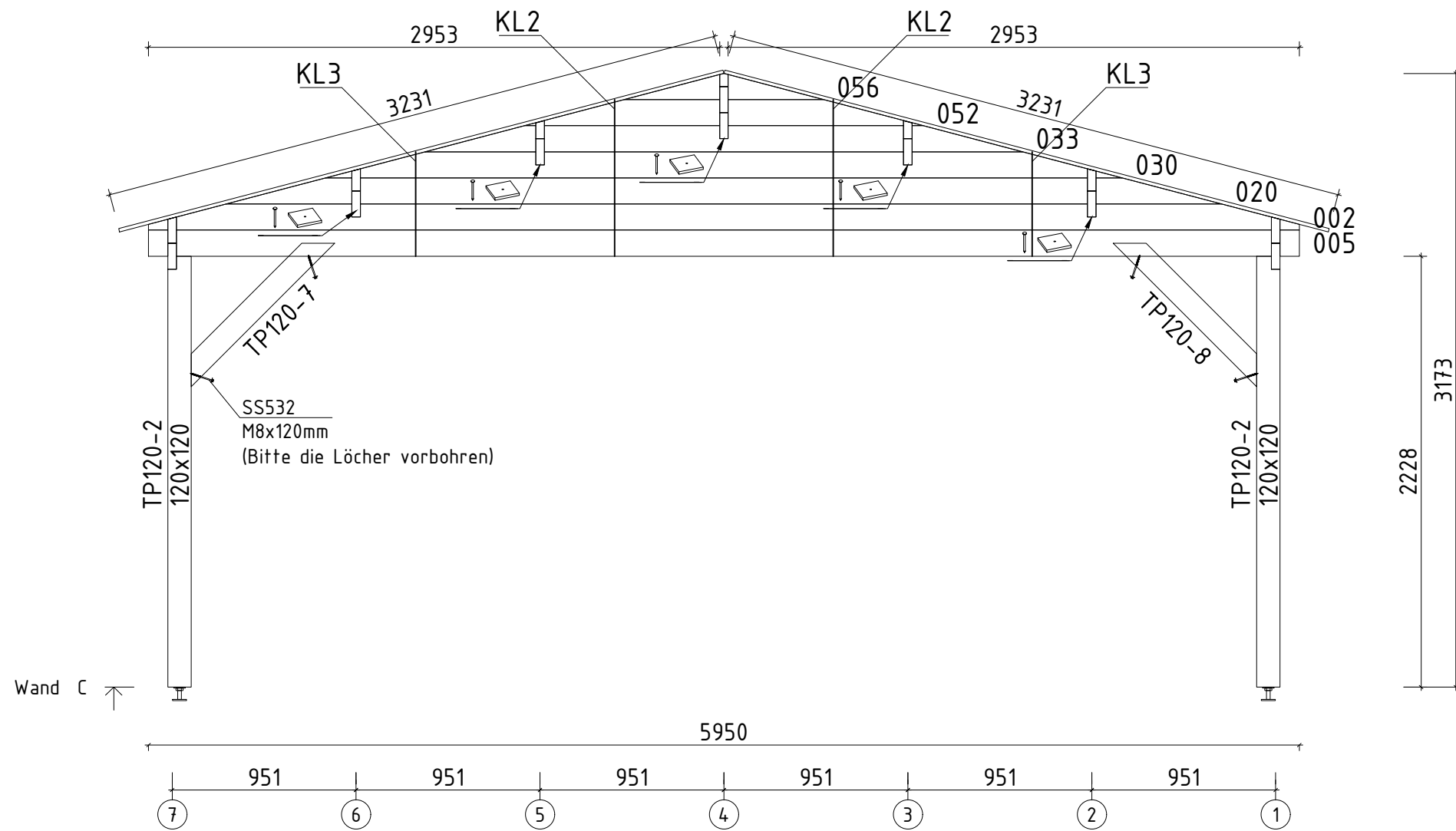
Name	Holzgarage Modell Riva/44		
Name	Holzgarage Modell Kenno/44		
Zeichnung	Grundplan; Lagerholzplan		Maßstab 1:30
Bohlenmaß	595x220+VD	Profil 4.4x13.5	Druck auf A2 Datum 31.03.2021



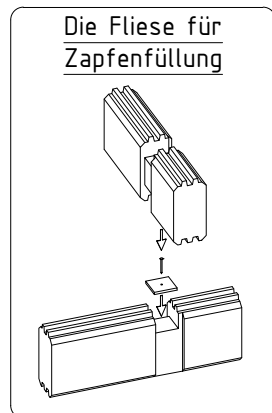
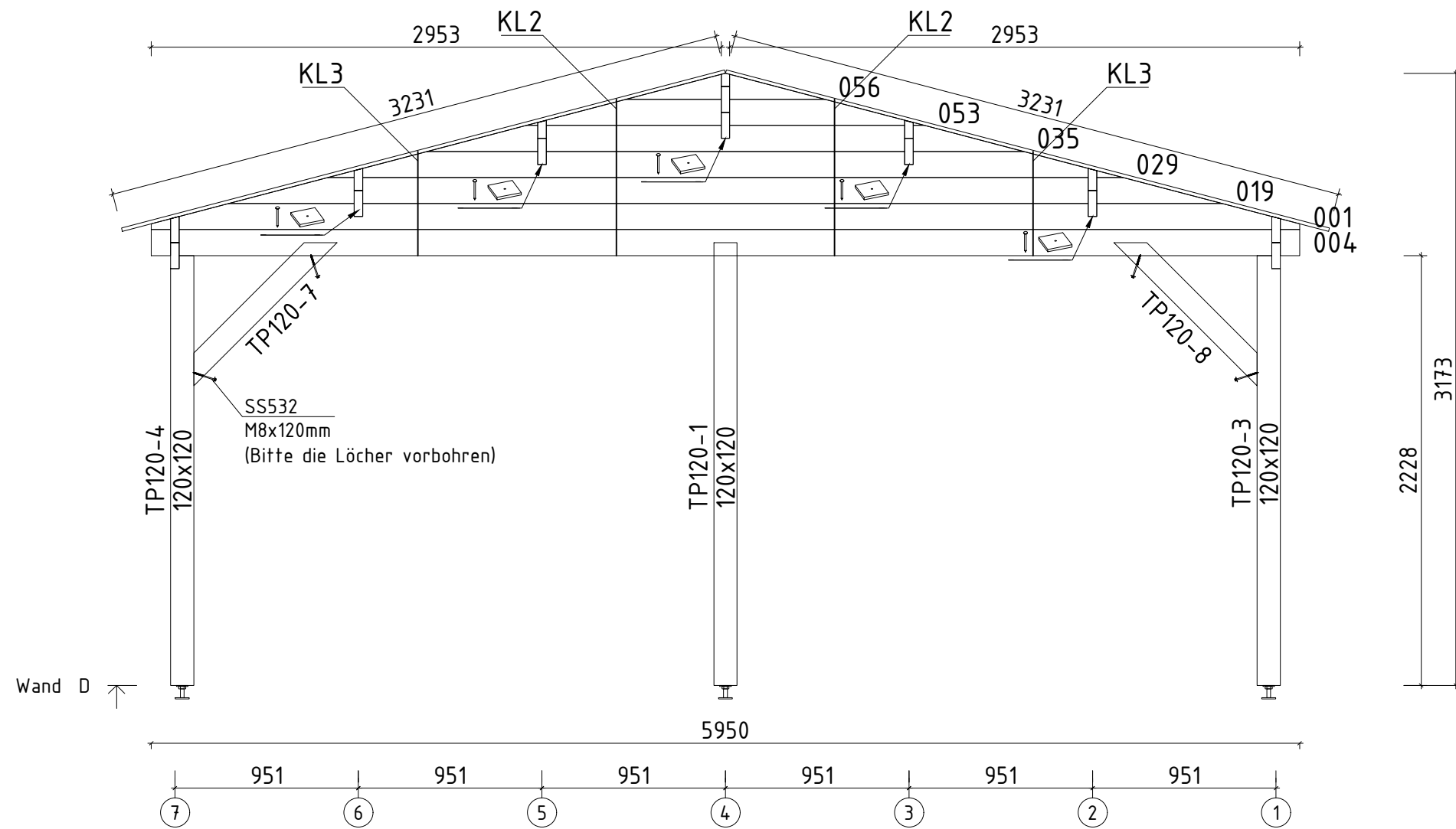
Name	Holzgarage Modell Riva/44		
Name	Holzgarage Modell Kenno/44		
Zeichnung	WAND A		Maßstab 1:30
Bohlenmaß	595x220+VD	Profil 4.4x13.5	Druck auf A3 Datum 31.03.2021



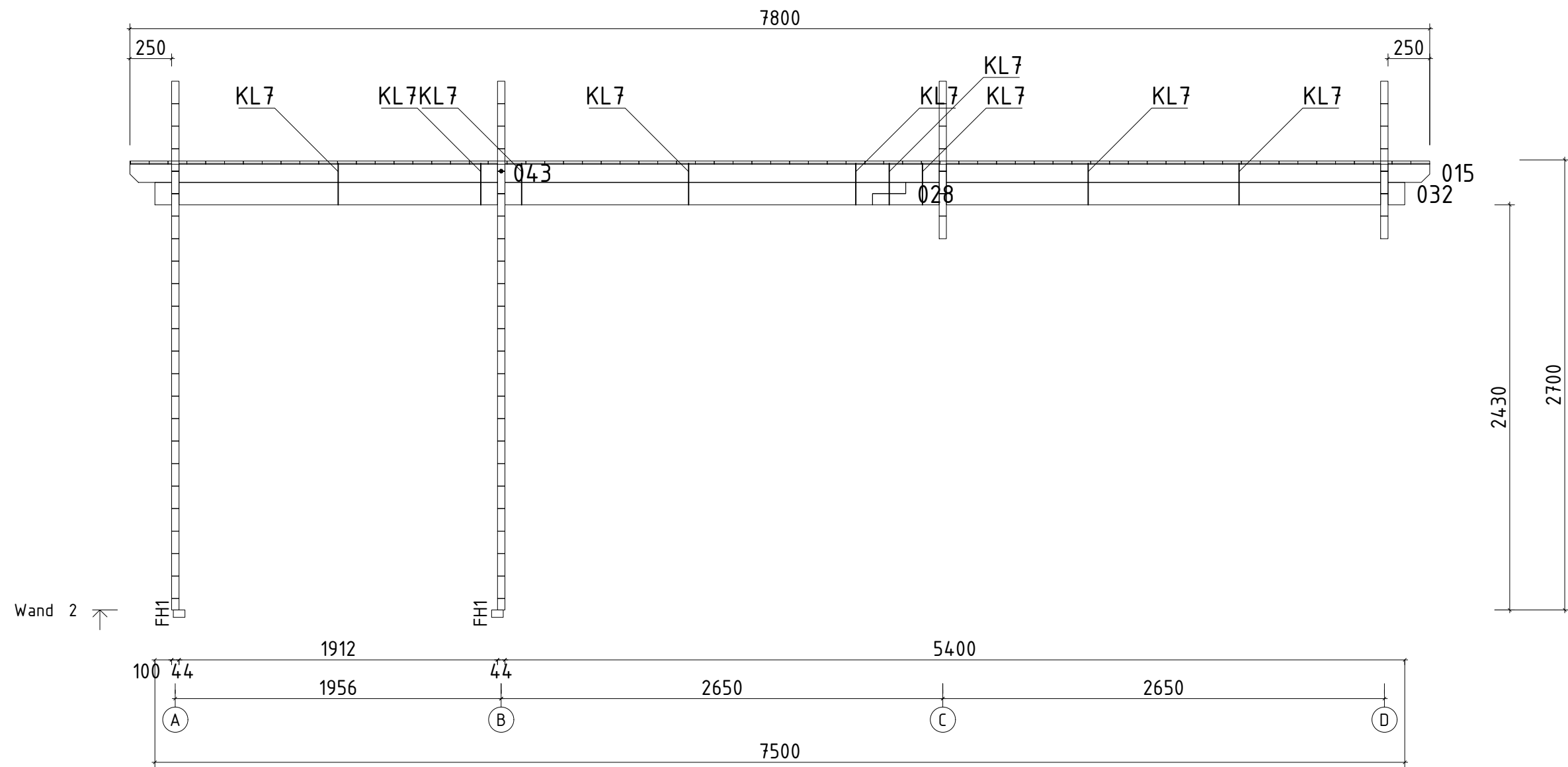
Name	Holzgarage Modell Riva/44		
Name	Holzgarage Modell Kenno/44		
Zeichnung	WAND B		Maßstab 1:30
Bohlenmaß	595x220+VD	Profil 4.4x13.5	Druck auf A3 Datum 31.03.2021



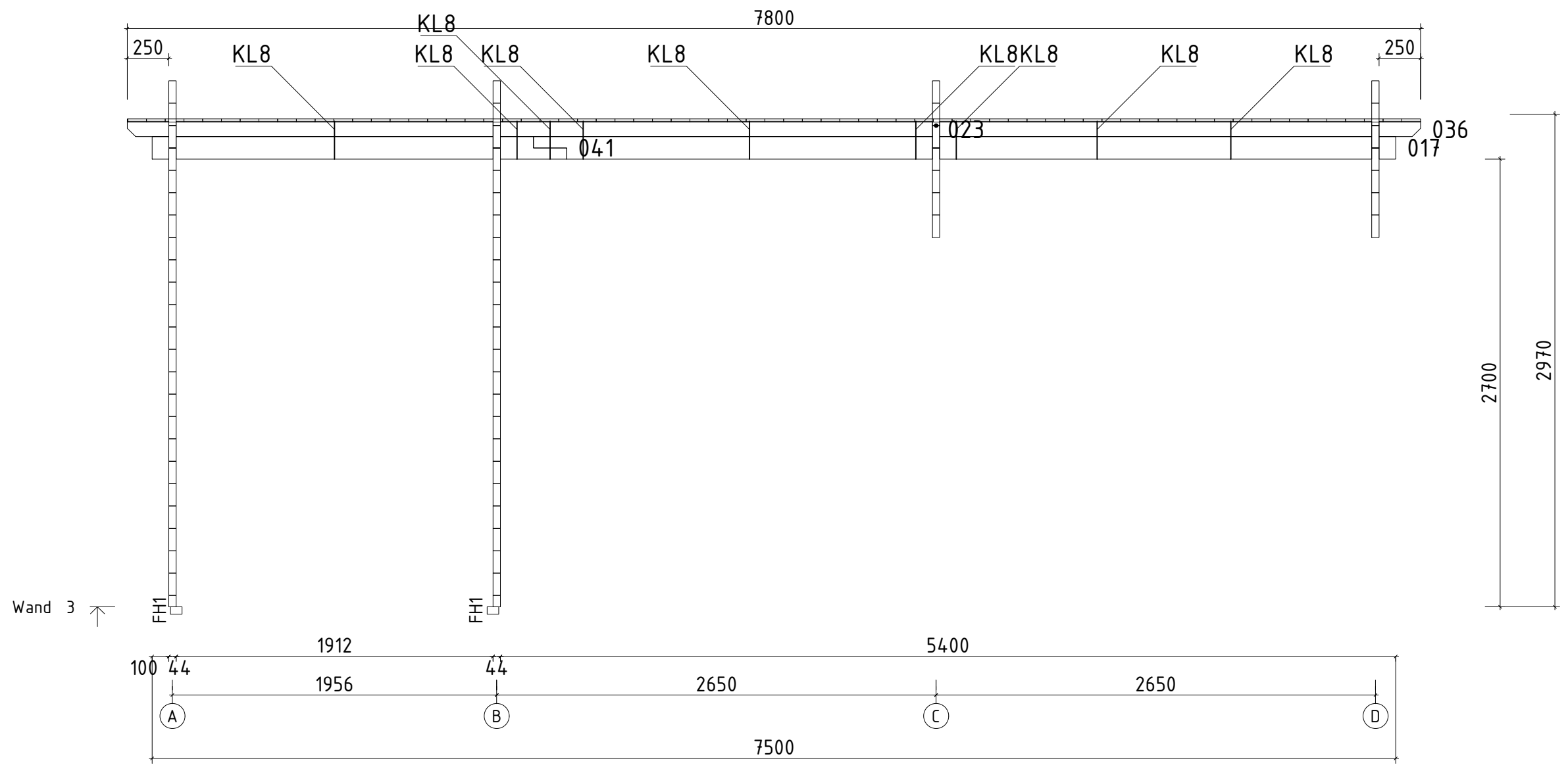
Name	Holzgarage Modell Riva/44		
Name	Holzgarage Modell Kenno/44		
Zeichnung	WAND C		Maßstab 1:30
Bohlenmaß	595x220+VD	Profil 4.4x13.5	Druck auf A3 Datum 31.03.2021



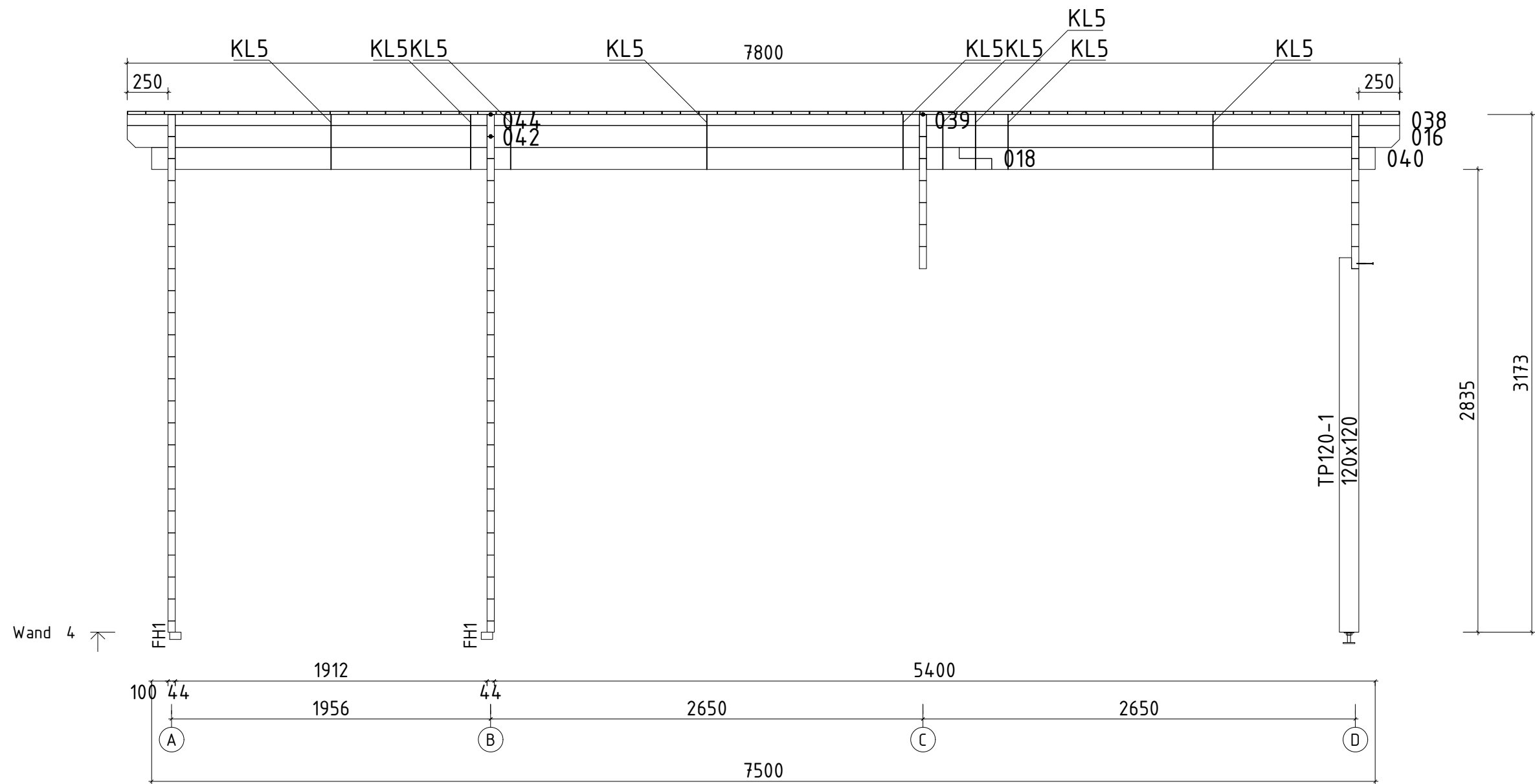
Name	Holzgarage Modell Riva/44		
Name	Holzgarage Modell Kenno/44		
Zeichnung	WAND D		Maßstab 1:30
Bohlenmaß	595x220+VD	Profil 4.4x13.5	Druck auf A3 Datum 31.03.2021



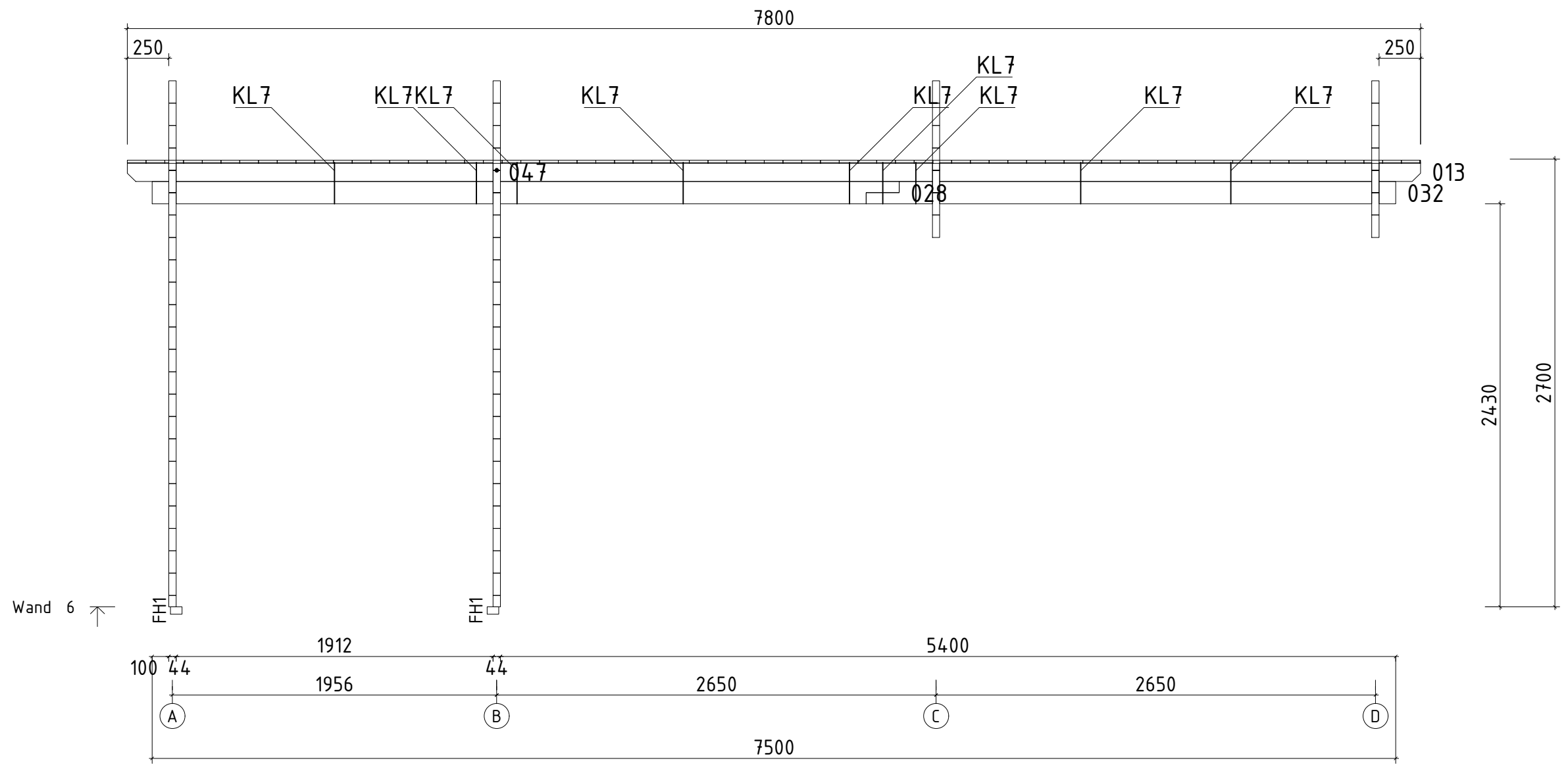
Name	Holzgarage Modell Riva/44		
Name	Holzgarage Modell Kenno/44		
Zeichnung	WAND 2		Maßstab 1:30
Bohlenmaß	595x220+VD	Profil 4.4x13.5	Druck auf A3 Datum 31.03.2021



Name	Holzgarage Modell Riva/44		
Name	Holzgarage Modell Kenno/44		
Zeichnung	WAND 3		Maßstab 1:30
Bohlenmaß	595x220+VD	Profil 4.4x13.5	Druck auf A3 Datum 31.03.2021

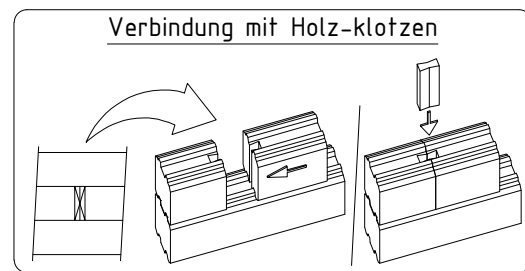
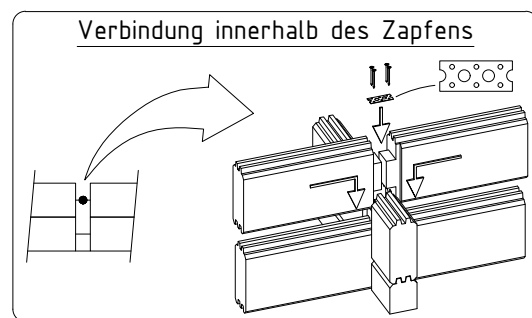
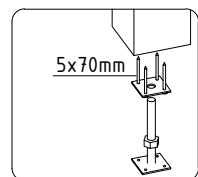
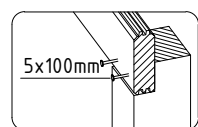
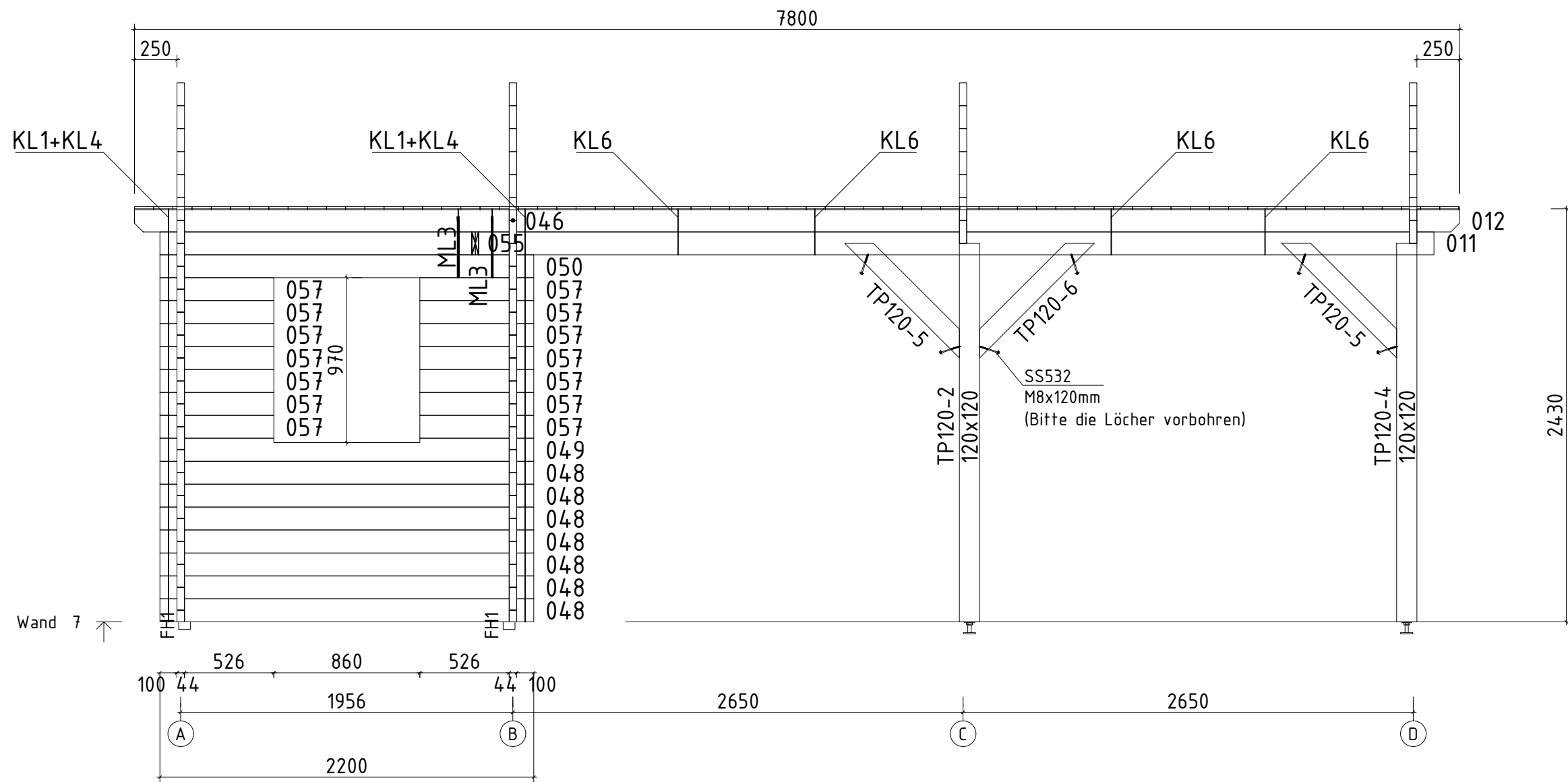


Name	Holzgarage Modell Riva/44		
Name	Holzgarage Modell Kenno/44		
Zeichnung	WAND 4		Maßstab 1:30
Bohlenmaß	595x220+VD	Profil 4.4x13.5	Druck auf A3 Datum 31.03.2021



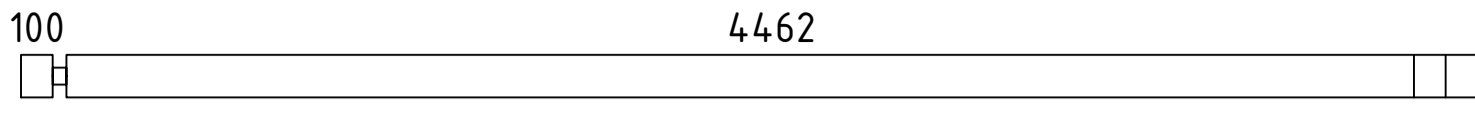
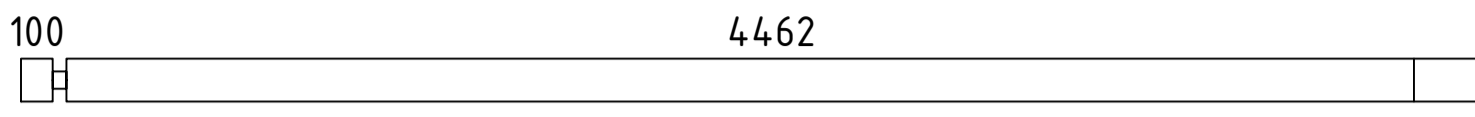
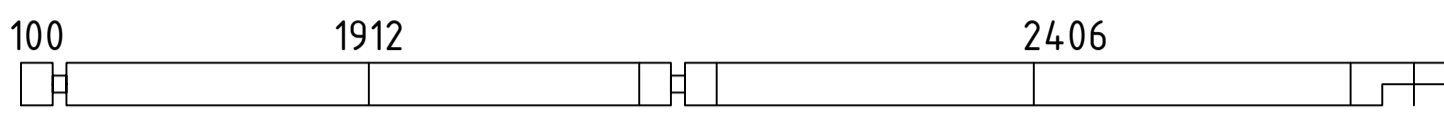



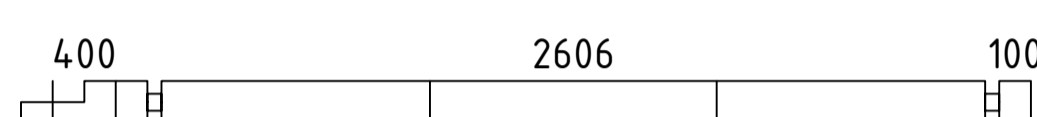
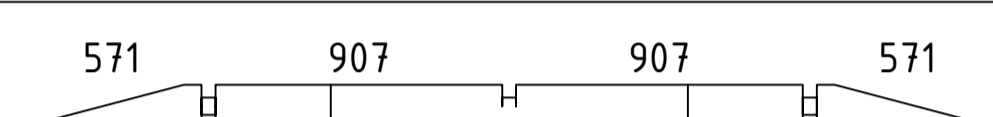
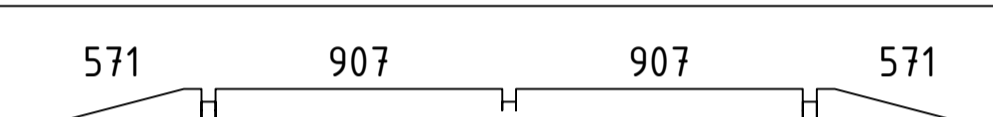
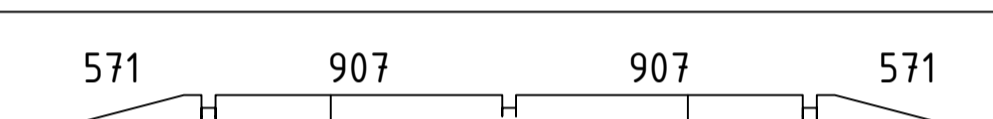
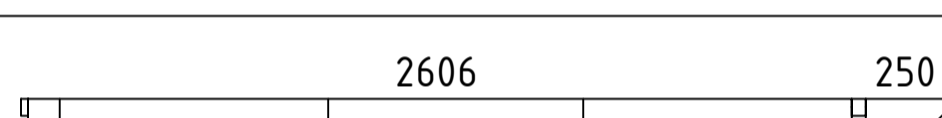
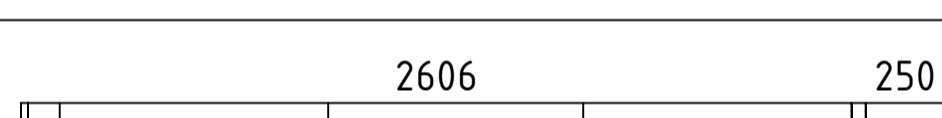


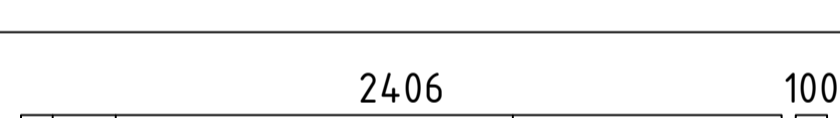
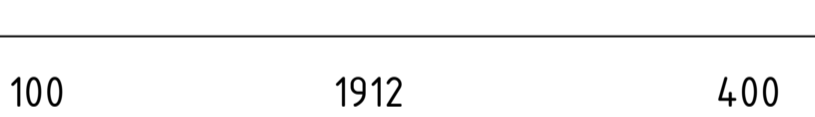



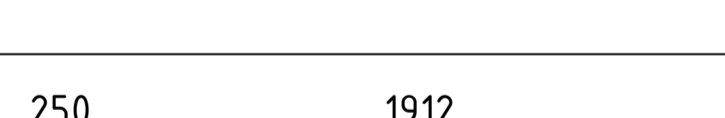
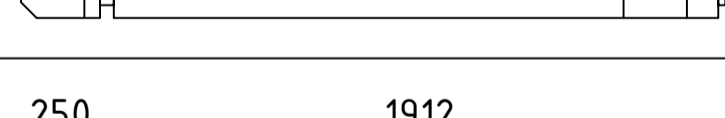




Wand 6 ↑

Name	Holzgarage Modell Riva/44		
Name	Holzgarage Modell Kenno/44		
Zeichnung	WAND 6		Maßstab 1:30
Bohlenmaß	595x220+VD	Profil 4.4x13.5	Druck auf A3 Datum 31.03.2021

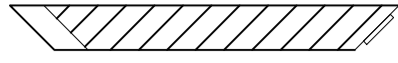
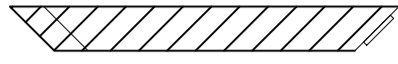



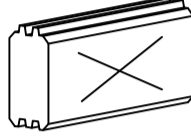

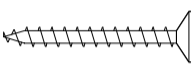
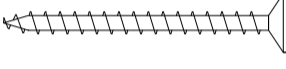
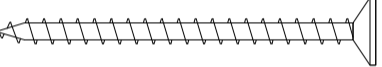
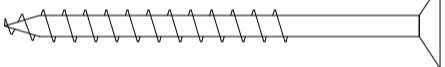
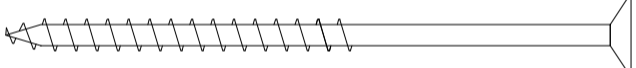
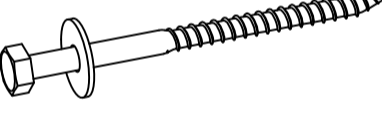
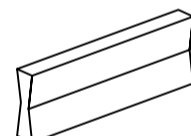
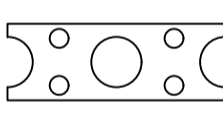
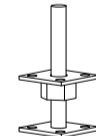
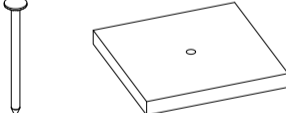
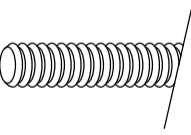
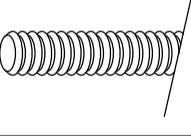
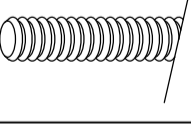
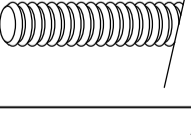
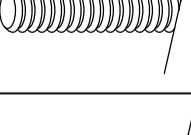
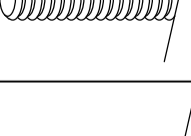
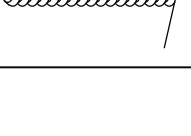


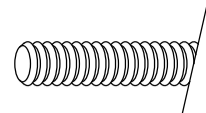

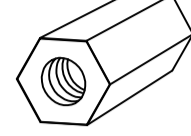
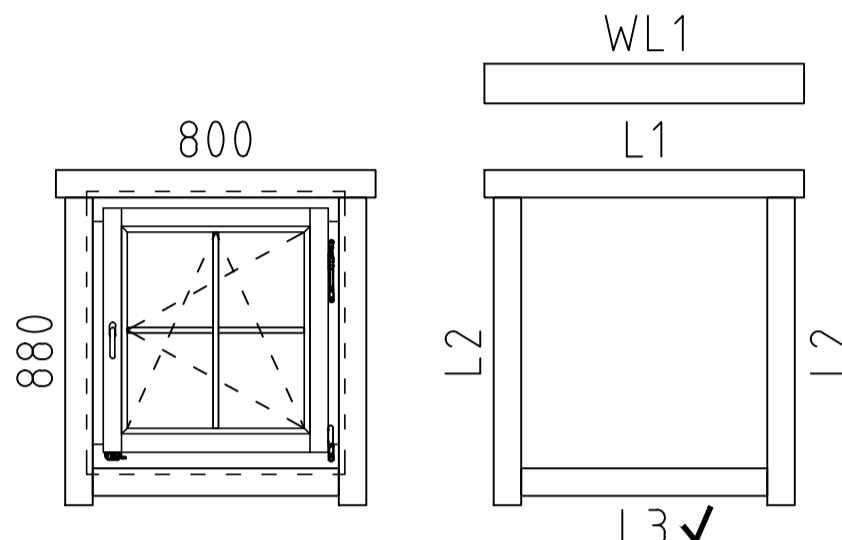
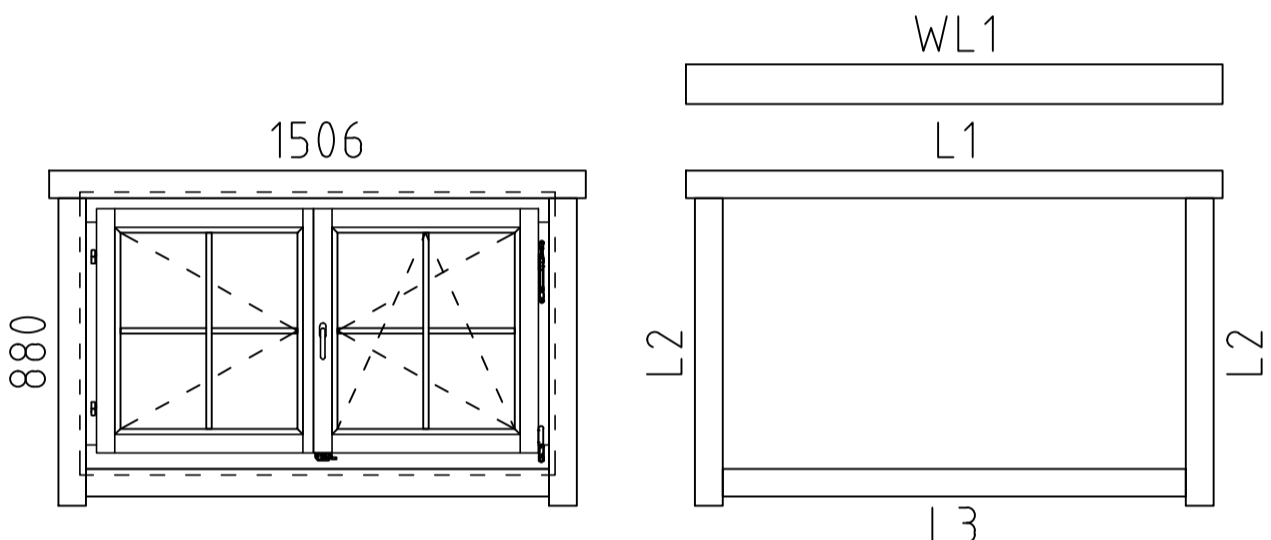
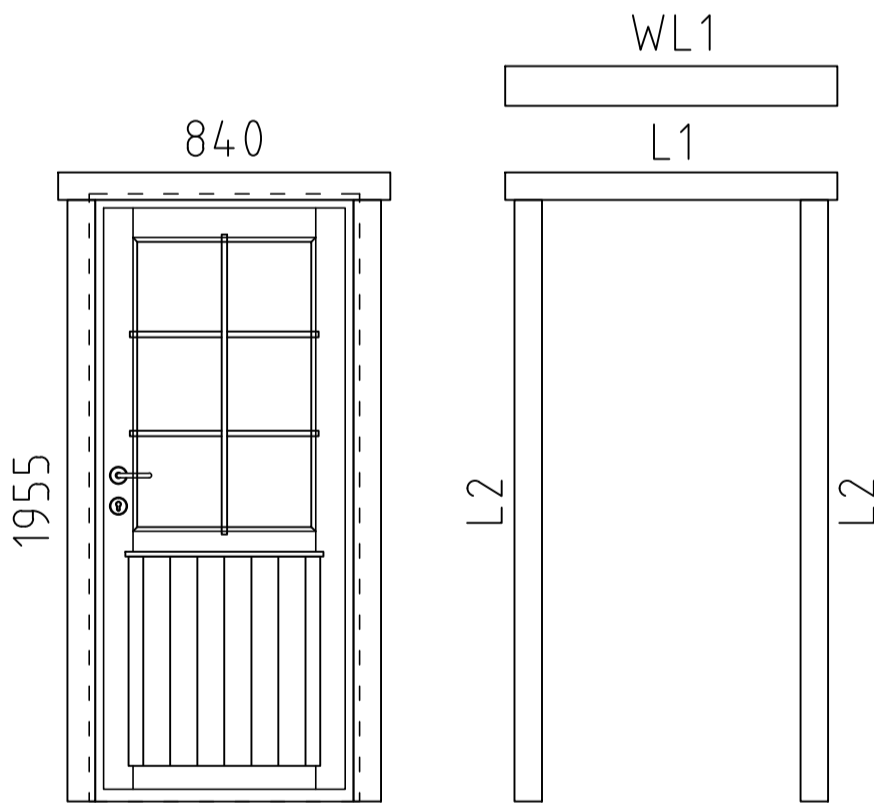
Name	Holzgarage Modell Riva/44		
Name	Holzgarage Modell Kenno/44		
Zeichnung	WAND 7	Maßstab	1:30
Bohlenmaß	595x220+VD	Profil	4.4x13.5
Druck auf	A3	Datum	31.03.2021

Pos	Teieliste Holzgarage Modell Riva/44	Stck.	Profil (mm)	Länge (mm)
001		1	44x135	5950
002		1	44x135	5950
003		2	44x135	5950
004		1	44x135	5950
005		1	44x135	5950
006		11	44x135	5950
007		1	44x135	5950
008		1	44x135	5950
009		1	44x135	5950
010		1	44x68	5950
011		2	44x135	5644
012		1	44x135	5572
013		1	44x114	5572
014		1	44x135	5572
015		1	44x114	5572
016		1	44x135	5572
017		2	44x135	5200
018		1	44x135	5150
019		1	44x135	5147
020		1	44x135	5147
021		2	44x135	5147
022		1	44x94	4878
023		1	44x94	4878
024		1	44x68	4606
025		7	44x135	4606

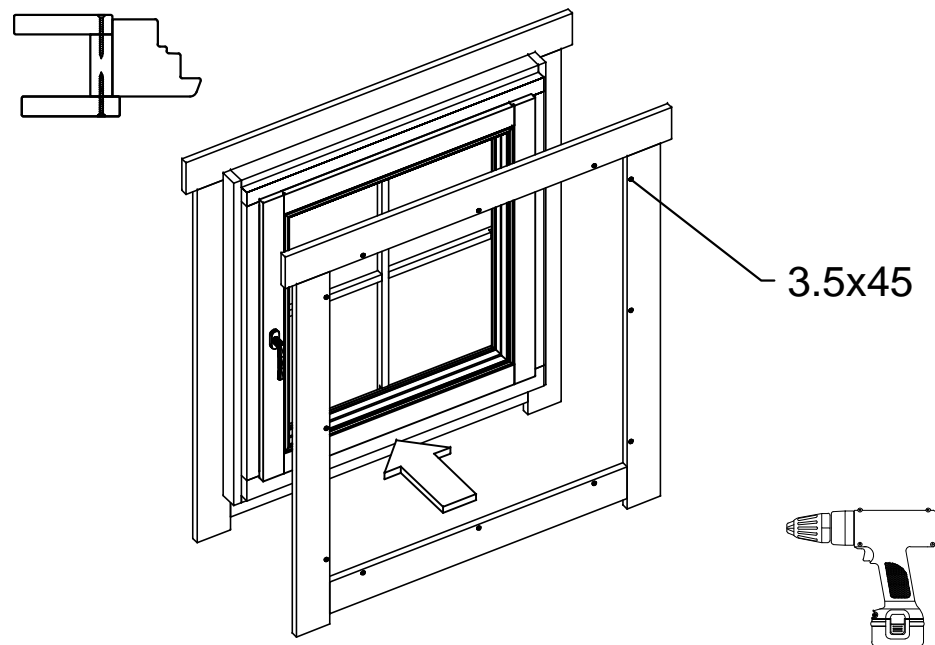
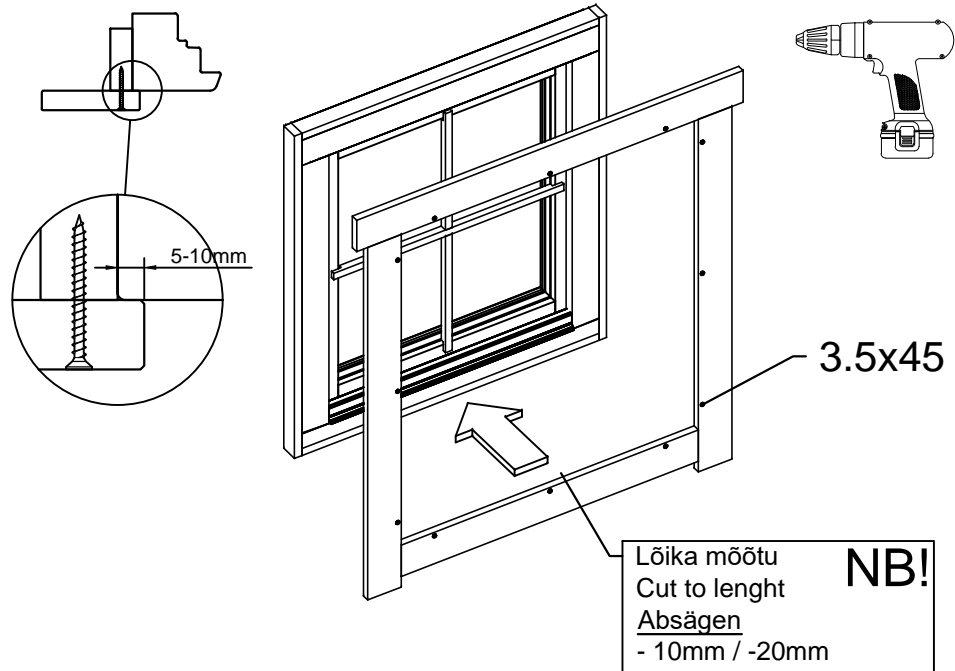
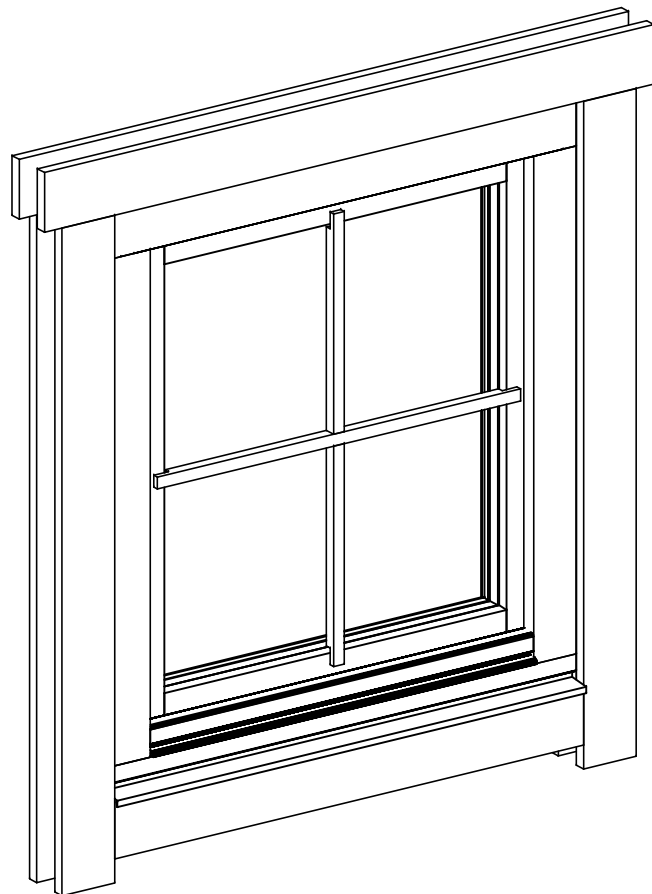
Pos	Teieliste Holzgarage Modell Riva/44	Stck.	Profil (mm)	Länge (mm)
026		4	44x135	4606
027		3	44x135	4606
028		2	44x135	4506
029		1	44x135	4118
030		1	44x135	4118
031		2	44x135	4118
032		2	44x135	3194
033		1	44x135	3088
034		2	44x135	3088
035		1	44x135	3088
036		1	44x94	2922
037		1	44x94	2922
038		1	44x68	2922
039		1	44x68	2650
040		1	44x135	2550
041		2	44x135	2500
042		1	44x135	2228
043		1	44x114	2228
044		1	44x68	2228
045		1	44x135	2228
046		1	44x135	2228
047		1	44x114	2228
048		22	44x135	2200
049		1	44x135	2200
050		2	44x135	2200

Pos	Teileliste Holzgarage Modell Riva/44		Stck.	Profil (mm)	Länge (mm)
051			12	44x135	2192
052			1	44x135	2059
053			1	44x135	2059
054			2	44x135	2059
055			2	44x135	1856
056			4	44x129	1029
057			14	44x135	670
058			1	44x68	444
059			7	44x135	444
060			4	44x135	444
061			3	44x135	444
FH1	FUNDAMENTHÖLZER (imprägniert)		2	70x45	5730
FH2	FUNDAMENTHÖLZER (imprägniert)		2	70x45	1840
	DACHBRETTER		140+2	113x18	3230
G02-1	GIEBELBRETTER 18x120		4	18x120	3310
G06-1	GIEBELDECKLEISTEN 18x58		4	18x58	3310
T06-1	TRAUFENLEISTEN 18x40			18x40	12,0 lfdm
T07-1	TRAUFENLEISTEN 18x58		4	18x58	3900
GS	Giebelsegment		2		
TP120-1	STÜTZPFOSTEN 120x120		1	120x120	2295
TP120-2	STÜTZPFOSTEN 120x120		2	120x120	2228
TP120-3	STÜTZPFOSTEN 120x120		1	120x120	2228
TP120-4	STÜTZPFOSTEN 120x120		1	120x120	2228
TP120-5	STÜTZPFOSTEN 120x120		3	120x120	954
TP120-6	STÜTZPFOSTEN 120x120		3	120x120	954
Kood	Holzgarage Modell Riva/44	Materjal	File	Leht	3/5

Pos	Teileliste Holzgarage Modell Riva/44		Stck.	Profil (mm)	Länge (mm)
TP120 -7	STÜTZPFOSTEN 120x120		2	120x120	1050
TP120 -8	STÜTZPFOSTEN 120x120		2	120x120	1050
ML1	Metallstange		4	D10	900
ML2	Metallstange		2	D10	700
ML3	Metallstange		4	D10	360
SH	Schlaghölzer		3		
NG04	NÄGEL 2.5x50	Dachbretter		1120	
SR32	SCHRAUBEN 3.0x30	Traufenleiste 40x18		36	
SR37	SCHRAUBEN 3.5x45	Giebelleisten, Giebelbretter Traufenleiste 58x18, Giebelsegment Verbindungsstreifen Tür- und Fensterleisten		210	
SR44	SCHRAUBEN 4.0x60	Wasserleiste WL1		10	
SR55	SCHRAUBEN 5.0x70	Pfostenstützen		20	
SR57	SCHRAUBEN 5.0x100	Fundamenthölzer Stützpfeiler		56	
SS532	Sechskant Holzschrauben M8x120 U-Scheibe M8 Ø25 (für TP120-5, TP120-6, TP120-7, TP120-8)		20		
HK2	HOLZ-KLOTZEN für verbinden der Wandbohlen (122mm)		2		
VS	VERBINDUNGSSTREIFEN für verbinden der Wandbohlen		9		
VP3	Verstellbare Pfostenstütze M20		5		
KN01	die Fliese mit Nagel 2.0x40 (für Zapfenfüllung)		20		
KL1	Gewindestange M8		4		2000
KL2	Gewindestange M8		4		810
KL3	Gewindestange M8		4		540
KL4	Gewindestange M8		4		460
KL5	Gewindestange M8		9		338
KL6	Gewindestange M8		8		270
KL7	Gewindestange M8		18		249
Kood	Holzgarage Modell Riva/44	Materjal	File	Leht	4/5

Pos	Teileliste Holzgarage Modell Riva/44	Stck.	Profil (mm)	Länge (mm)
KL8	Gewindestange M8 	18		229
	Mutter M8 U-Scheibe Ø25 	130		
	Befestigungsmutter M8 	4		
	FENSTER Q4 W4-S44P-04C-08000880	1		
	 <p style="text-align: right;">A58-2/W119-PC</p> <p style="text-align: right;"> L1 18x90 L=1040mm 2x L2 18x90 L=1000mm 4x L3 18x90 L=800mm 2x ✓ WL1 36x129 L=1040mm 1x </p>			
	FENSTER Q4 W4-D44P-04C-15060880	1		
	 <p style="text-align: right;">A58-4/W203-PC</p> <p style="text-align: right;"> L1 18x90 L=1745mm 2x L2 18x90 L=1000mm 4x L3 18x90 L=1505mm 2x ✓ WL1 36x129 L=1745mm 1x </p>			
	TÜR Q4 D4-S44R-56C-08401955	1		
	 <p style="text-align: right;">U1-SH (196)/D101-RC</p> <p style="text-align: right;"> L1 18x90 L=1080mm 2x L2 18x90 L=1955mm 4x ✓ WL1 36x129 L=1080mm 1x DIN rechts </p>			
	Achtung! Die Giebelbohlen können teilweise schon vormontiert sein! Bitte beachten - diese erscheinen nicht ganz so wie in der Teileliste beschrieben.			
	✓ - bitte selber anpassen (falls nötig)!			
Kood	Holzgarage Modell Riva/44	Materjal	File	Leht 5/5

Aken	Q4-Q6	-	paigaldusjuhhis
Window	Q4-Q6	-	assembly instructions
Fenster	Q4-Q6	-	Montageanleitung



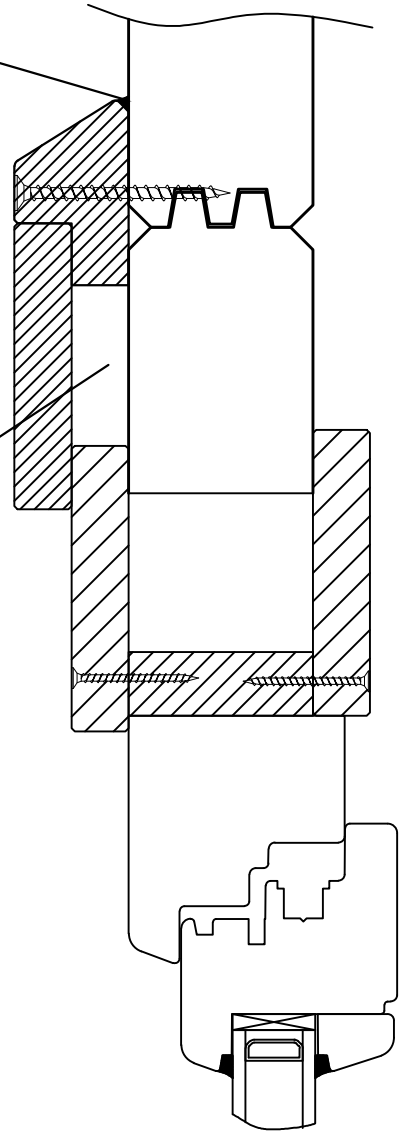
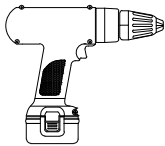
Vihmaliist / Rain strip / Wasserleiste

Q5-Q6

*Silikoon
*Silicon
*Silikon

*Vajumispiilu
*Settling gap
*Senkungs spalt

ca 40-50mm



NB!

- Monteerida juhul kui ese on välja toodud maja spetsifikatsioonis!
- Install only if the item is listed in the house specification!
- Nur montieren wenn die Leiste in der Teilleiste gezeigt ist!

Veepilekk / Window sill / Fensterbank

4,2x16

